


TURNITIN INSTRUCTOR GUIDE

# Education with Integrity

Your culture of academic integrity begins with Turnitin.



Trusted by 15,000 Institutions and 30 Million Students



 revision assistant™

Instant formative feedback on prompt-based student writing



 feedback studio™

Similarity checking, online feedback, and rubric grading tools for evaluating student work



 scoring engine™

Automated assessment of writing at scale

## Turnitin Homepage

The screenshot shows the Turnitin homepage in a browser window. The address bar displays 'turnitin.com'. A dark green banner at the top contains the text 'Promote Academic Integrity | Im...' and a 'Learn More' button. Below the banner, there is a language selection dropdown set to 'English' and links for 'Create Account' and 'Login'. A navigation menu includes 'Higher Education', 'Secondary Education', and 'Reso'. A red 'Contact Sales' button is visible on the right. The main heading is 'Education with Integrity' with the tagline 'Your culture of academic integrity begins with Turnitin.' Below this is a large illustration featuring a person on a ladder, a person with a magnifying glass, and various data charts and icons.

Annotations on the screenshot:

- Callout: "No need VPN/Proxy or other internet arrangement" pointing to the browser address bar.
- Callout: "You can change language" pointing to the language dropdown menu.
- Callout: "Click on 'Login' section" pointing to the 'Login' link.


## Log in to Turnitin



### Log in to Turnitin

Email address

Password

[Log in](#) 

[Forgot your password? Click here.](#)  
[Need more help? Click here.](#)

**New user?** [Click here.](#)

[Privacy Policy](#)  
We take your privacy very seriously. We do not share your details for marketing purposes with any external companies. Your information may only be shared with our third party partners so that we may offer our service.

Type here your email address and password. After that click on "Log in" button

If you forget your password, you can reset it by using this section.

## Add Class -1

The screenshot shows the Turnitin instructor interface. At the top, there is a navigation bar with the user's name 'Kerem Ozata' and links for 'User Info', 'Messages', 'Instructor', 'English', 'Community', 'Help', and 'Logout'. Below this is the Turnitin logo and a 'Join Account (TA)' button. The main content area is titled 'NOW VIEWING: HOME' and 'About this page', with a sub-header 'About this page' and a paragraph: 'This is your instructor homepage. To create a class, click the "Add Class" button. To display a class's assignments and papers, click the class's name.'

Annotations on the screenshot include:

- A red box around the text 'TechKnowledge Turkey' with a callout bubble pointing to it that says 'Your institution's name'.
- A red box around the '+ Add Class' button with a callout bubble pointing to it that says 'To submit a document, you need to add a class. Click on "Add Class" button.'

Class ID	Class name	Status				Edit	Copy	Delete
18040013	2017-2018 Müzik Tezleri YL	Active						
18045462	2017-2018 Matematik Tezleri YL	Active	07-May-2018	01-Jul-2020				
18044233	2017-2018 BESYO YL Tezleri	Active	07-May-2018	04-Jul-2020				
18115798	2017-2018 Siyaset Bilimi Tezleri YL	Active	16-May-2018	01-Aug-2020				

## Add Class -2 (Class Settings)

Create a new class

To create a class, enter a class name and a class enrollment key. Click "Submit" to add the class to your homepage.

Class settings

\* Class type: Standard

\* Class name: Thesis

\* Enrollment key: 123456

\* Subject area(s): Engineering

\* Student level(s): Graduate

Class start date: 28-May-2020

\* Class end date: 29-Nov-2020

Cancel

## Add Assignment-1

The screenshot shows the Turnitin user interface. At the top right, a navigation bar contains links for Kerem Ozata, User Info, Messages, Instructor, English, Community, Help, and Logout. Below this is the Turnitin logo and a navigation menu with buttons for Assignments, Students, Grade Book, Libraries, Calendar, Discussion, and Preferences. The main content area is titled 'NOW VIEWING: HOME > THESIS'. Under 'About this page', it explains that this is the class homepage and provides instructions on adding assignments. A red callout bubble points to a green '+ Add Assignment' button, with the text: 'To submit a document, you should add a sub-folder under your class. It is called as "assignment". Click on "Add Assignment" button.' Below the callout, there is a table with columns for START, DUE, POST, and STATUS, and a message: 'Before you or your students can submit a paper, you first need to create an assignment.' The footer contains copyright information and links for Privacy Policy, Privacy Pledge, Terms of Service, EU Data Protection Compliance, Copyright Protection, Legal FAQs, Helpdesk, and Research Resources.

Kerem Ozata | User Info | Messages | Instructor ▼ | English ▼ | Community | ? Help | Logout

turnitin

Assignments | Students | Grade Book | Libraries | Calendar | Discussion | Preferences

NOW VIEWING: HOME > THESIS

### About this page

This is your class homepage. Click the "Add assignment" button to add an assignment to your class homepage. Click an assignment's "View" button to view the assignment inbox and any submissions that have been made to the assignment. You can make submissions by clicking on the "Submit" option in the assignment's "More actions" menu.

## Thesis

CLASS HOMEPAGE | QUICKMARK BREAKDOWN

START	DUE	POST	STATUS
Before you or your students can submit a paper, you first need to create an assignment.			

To submit a document, you should add a sub-folder under your class. It is called as "assignment". Click on "Add Assignment" button.

+ Add Assignment

Copyright © 1998 – 2020 Turnitin, LLC. All rights reserved.

[Privacy Policy](#) | [Privacy Pledge](#) | [Terms of Service](#) | [EU Data Protection Compliance](#) | [Copyright Protection](#) | [Legal FAQs](#) | [Helpdesk](#) | [Research Resources](#)



## Add Assignment 2 – Assignment Settings

**New Assignment**

Type your assignment title

Assignment title ?  
Master Thesis ✓

Point value ?  
100  
Optional

Set a point value for the assignment to allow a grade to be set by rubrics (if used) and be sent to the grade book.

Start date ?  
28-May-2020  
at 10 : 17

Due date ?  
04-Jun-2020  
at 23 : 59

Post date ?  
05-Jun-2020  
at 0 : 00

Allow only file types check for similarity  
Allow any file type ?

Optional settings

Please check other setting by click on "Optional settings" before submitting.

Submit

- **Start date;** is the date you created the assignment
- **Due date;** This is the deadline for your students to submit documents to Turnitin.
- **Post date;** is the date students can begin viewing instructor feedback

## Assignment Settings / Optional Settings -1

Close options

**This setting allows the instructor to provide instructions to students about the assignment.**

Enter special instructions ?

**Allow submissions after the due date?** ? **This setting allows the instructor to select whether they will allow late submissions to the assignment. If set to yes, students will be able to submit to the assignment after the due date if they have not previously made a submission. If set to no, students will not be able to submit after the due date of the assignment.**

Yes  
 No

Similarity Report

**Generate Similarity Reports for submissions?** ? **This setting allows the instructor to choose whether Similarity Reports are generated for the submissions to this assignment.**

Yes  
 No

**Generate Similarity Reports for student submission** ? **Immediately first report is final: Students can submit once to the assignment and a Similarity Report will be produced immediately.**

immediately (can overwrite reports until due date) ▼

immediately first report is final

**immediately (can overwrite reports until due date)**


on due date

**Immediately (can overwrite reports until due date): Students can submit multiple times to the assignment and receive a new Similarity Report. After 3 resubmissions, they will need to wait 24 hours after a resubmission to see a new report.**

**On due date: A Similarity Report will be generated after the due date of the assignment has passed.**




## Assignment Settings / Optional Settings -2

Exclude bibliographic materials from Similarity Index for all papers in this assignment? 


- Yes
- No

This setting allows the instructor to choose to exclude text appearing in the bibliography, works cited, or references sections of student papers from being checked for matches when generating Similarity Reports. This setting can be overridden in individual Similarity Reports.

Exclude quoted materials from Similarity Index for all papers in this assignment? 

- Yes
- No

This setting allows the instructor to choose to exclude text appearing in the quotes from being checked for matches when generating Similarity Reports. This setting can be overridden in individual Similarity Reports.

Exclude small sources? 


- Yes
- No

This setting allows the instructor to choose to exclude sources that are not of sufficient length (determined by the instructor) from being considered when generating Similarity Reports. This setting can be overridden in individual Similarity Reports.

Allow students to see Similarity Reports? 

- Yes
- No

This setting allows the instructor to choose whether students can view the Similarity Reports for their submissions to this assignment.

Enable Translated Matching? (Beta) 

What languages does Translated Matching support?

- Yes
- No

This setting allows the instructor to choose whether students can view the Similarity Reports for their submissions to this assignment.

## Assignment Settings / Optional Settings -3

The screenshot shows the 'Submit papers to:' section of a Turnitin assignment. It features a dropdown menu with three options: 'no repository', 'standard paper repository', and 'no repository'. Below the dropdown are two checked checkboxes: 'Student paper repository' and 'Institution paper repository'. To the right of the dropdown, there are two black text boxes with white text. The top box explains the 'Standard paper repository' option, and the bottom box explains the 'No repository' option.

**Submit papers to: ?**

- no repository
- standard paper repository
- no repository

Student paper repository

Institution paper repository

**Standard paper repository:** Turnitin will store a copy of the submitted document only in the Standard Repository. By choosing this option, Turnitin is instructed to only use stored documents to make similarity checks against any documents submitted in the future.

**No repository:** Turnitin is instructed to not store submitted documents to any repository. We will only process the paper to perform the initial similarity check.

**Submit papers to;** is about whether or not the documents you submit will be added to the Turnitin repository. There is a misunderstanding that every document submitted to Turnitin will be added to the repository. The person who will make this decision is the instructor. Before submitting please check this setting and if you want the document you submit to be added to the repository, you can select **“standard paper repository”**. If you don't want to add the document to repository you can select **“no repository”** option.

For the thesis; institutes carry out the process of adding to the repository. Because of this users who control thesis, they should select this setting as **“no repository”**.

## Assignment Settings / Optional Settings -4

### Online grading

Attach a rubric/form to this assignment ?

This setting allows an instructor to select a rubric/form to use when grading this assignment.

Note: students will be able to view the attached rubric/form and its content prior to submitting.

No rubric/form

Launch Rubric/Form Manager

Find a rubric that's right for your assignment in Turnitin Teaching Tools

### ETS® e-rater® Settings

Enable grammar checking using e-rater® technology? ?

Yes

No

When this setting is enabled, submissions viewed within GradeMark will also contain feedback marks for grammar and other writing traits.

Note: Turnitin for iPad® doesn't currently support ETS® e-rater®. All viewing and management of ETS® e-rater® results must be completed through Turnitin directly.

Would you like to save these options as your defaults for future assignments?

If you click on this box; these settings will be your defaults for the future assignments.

Submit

## Assignment Interface

The screenshot shows the Turnitin interface for an instructor. At the top, there is a navigation bar with the Turnitin logo and a user menu for Kerem Ozata, including links for User Info, Messages, Instructor, English, Community, Help, and Logout. Below this is a secondary navigation bar with tabs for Assignments, Students, Grade Book, Libraries, Calendar, Discussion, and Preferences. The main content area is titled 'Thesis' and includes a '+ Add Assignment' button. A table lists assignments, with one entry for 'Master Thesis' showing due dates and a 'View' link. A 'More actions' dropdown menu is open, showing options for 'Edit settings', 'Submit', and 'Delete assignment'. Three callout boxes provide instructions: one for the 'Students' tab, one for the 'View' link, and one for the 'More actions' menu.

**Students Tab:** If you want to add your students to Turnitin, you should use this tab. After you add your students, they will submit their documents to Turnitin and they will see similarity report.

**View Link:** To see your submission details you should use "View" section

**More actions:**

- **Edit settings:** You can edit your assignment settings by using this section
- **Submit:** You can submit your document by using this section
- **Delete assignment:** If you use this section, you will delete all papers under this assignment. Be careful about this section

	START	DUE	POST	STATUS	ACTIONS
<b>Master Thesis</b>					
PAPER	28-May-2020 11:48AM	04-Jun-2020 23:59PM	05-Jun-2020 00:00AM	0 / 0 submitted	View

More actions ▾

- Edit settings
- Submit
- Delete assignment

Footer: Privacy Policy | Privacy Pledge | Terms of Service | EU Data Protection Compliance | Copyright Protection | Legal FAQs | Helpdesk | Research Resources

## Submitting a Document to Turnitin

Submit: Single File Upload ▾

STEP ● ○ ○

Author  
Non-enrolled student ▾

First name  
Kerem

Last name  
Ozata

Submission title  
Thesis

Type you student's details. If you enrolled a student, you can select your student under "Author" section.

The file you are submitting will not be added to any repository.

If this warning does not appear on your screen, it means that all submissions will be added to repository.

thesis.docx

We take your privacy very seriously. We do not share your details for marketing purposes with any only be shared with our third party partners so that we may offer our service.

Upload

Cancel

Please confirm that this is the file you would like to submit...

Author: Kerem Özata

Assignment title: Master Thesis

Submission title: Thesis

File name: thesis.docx

File size: 11.86K

Page count: 1

Word count: 71

Character count: 359

Page 1

We take your privacy very seriously. We do not share your details for marketing purposes with any external companies. Your information may only be shared with our third party partners so that we may offer our service.

Confirm Cancel

## After Submission and Similarity Score

Kerem Ozata | User Info | Messages | Instructor | English | Community | Help | Logout

turnitin

Assignments | Students | Grade Book | Libraries | Calendar | Discussion | Preferences

NOW VIEWING: HOME > 2018-2019 COĞRAFYA BÖLÜMÜ TEZLERİ > COĞRAFYA YL TEZLERİ

About this page  
This is your assignment inbox. To view a paper, select the paper's title. To view a Similarity Report, select the paper's Similarity Report icon in the similarity Report has not yet been generated.

Coğrafya YL Tezleri  
INBOX | NOW VIEWING: NEW PAPERS

Submit File

Online Grading Report | Edit assignment settings | Email non-submitters

	AUTHOR	TITLE	SIMILARITY	GRADE	RESPONSE	FILE	PAPER ID	DATE
<input type="checkbox"/>	Kerem Özata	Deneme1	20%	84	.		1030309042	31-Oct-2018

You can access similarity report by click on similarity score

Submission date

If you want to delete this document from Turnitin repository, you should provide this ID to your Turnitin admin.



## Analyzing Similarity Report-1

feedback studio | Bilgi Univ | /100 | 77 / 570

**Eşleşmelere Genel Bakış**

**%13** 1

1 / 4 Eşleşmesi

1	Mark, G., "Groupware a... Yayın	%<1
2	www.allbusiness.com İnternet Kaynağı	%<1
3	Grudin, Jonathan. "Gro... Yayın	%<1
4	www.diva-portal.org İnternet Kaynağı	%<1
5	dspace.lboro.ac.uk İnternet Kaynağı	%<1
6	biblioteket.ehl.lu.se İnternet Kaynağı	%<1
7	www.ischool.utexas.edu İnternet Kaynağı	%<1
8	The University of Manc... Öğrenci Yazılı Ödevi	%<1
9	University of Newcastl... Öğrenci Yazılı Ödevi	%<1

Sayfa: 48 / 84 | Kelime Sayısı: 21872

1: Similarity Score.

2: Similar areas on the report.

3: The place of similar source in similar sources.

4: Similar sources

5: Filters and settings.

6: The tool to be used to print the report

## Analyzing Similarity Report-2

You can access filters by clicking filter button at the right side of the page. After that you can exclude bibliography, quotes and small sources on the report. You should select the related filter after that click on "Apply Changes" button. You can find all filters that you apply at the end of the downloaded report

The study on foreign language issues has gained significant interest in foreign language training in last few decades. These studies have generally agreed that situation-specific anxiety about foreign languages is distinct from the concern regarding trait and state anxieties (Gardner, 1985; Horwitz et al., 1986).

Throughout earlier researches, however, foreign language anxiety was conceptualized to turn certain patterns of anxiety (i.e., trait anxiety, assessment anxiety, and anxiety in speaking) into a more general anxiety. This anxiety is characterized by the use of various frameworks and models. Gardner and Horwitz (1987) and Gardner and Cope (Scovel, 1978) are two of the most well-known models of anxiety that they measure. Research has shown that these models are not independent and need to be evaluated as situations and contexts change.

Download [x]

- Current View
- Digital Receipt
- Originally Submitted File

Filters and Settings

Filters

- Exclude Quotes
- Exclude Bibliography
- Exclude sources that are less than:  
 words  
 1 %  
 Don't exclude by size

Optional Settings

- Multi-Color Highlighting

Apply Changes New Report

# Education with Integrity

Your culture of academic integrity begins with Turnitin.



Trusted by 15,000 Institutions and 30 Million Students



 revision assistant™

Instant formative feedback on prompt-based student writing



 feedback studio™

Similarity checking, online feedback, and rubric grading tools for evaluating student work



 scoring engine™

Automated assessment of writing at scale